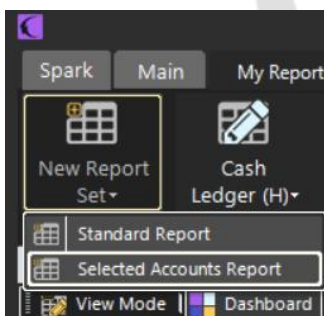


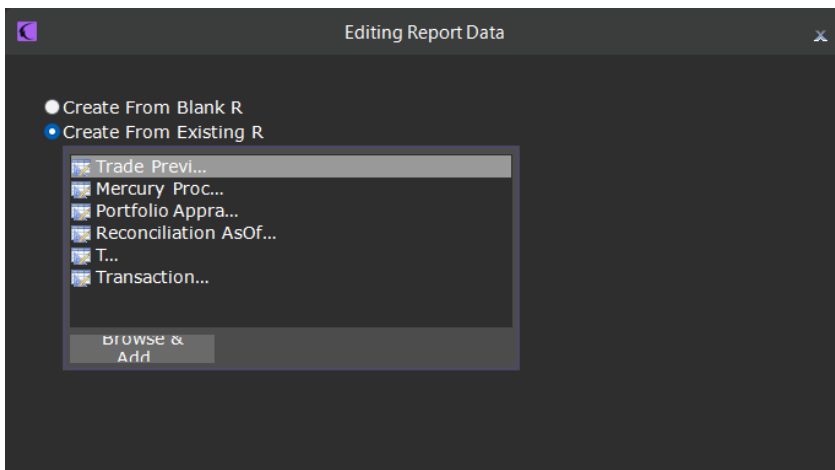
Creating a selected accounts report from an existing report

You should only do this task if you know how to do SQL Server queries.

1. Open 'My Reports' tab. Click on 'New Report Set' and choose 'Selected Accounts Report'.



2. Create from existing report.



3. Browse and add the reports you need.
5. Click next.
6. Do the same steps as in [Standard report from an existing report](#).



CONTACT US

Email: support@athenasystems.com

Website: www.athenasystems.com

AMERICAS:

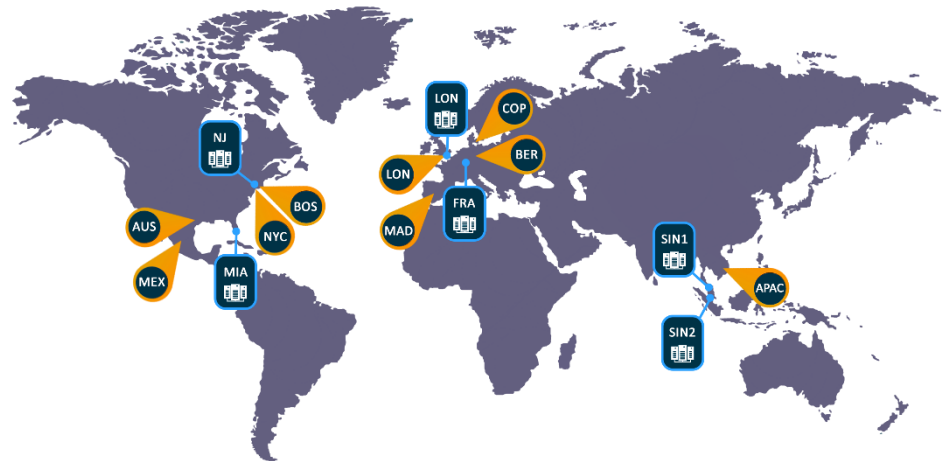
1411 Broadway, 16th Floor
New York, New York 10018, USA

UK, EUROPE & MIDDLE EAST:

Carrera de San Jerónimo, 17
28014 Madrid, SPAIN

APAC:

11 Doan Van Bo, 23rd Floor
Ward 12, District 4, 700000, Ho Chi Minh City, VIETNAM



[Visit the Spark Help Portal](#)