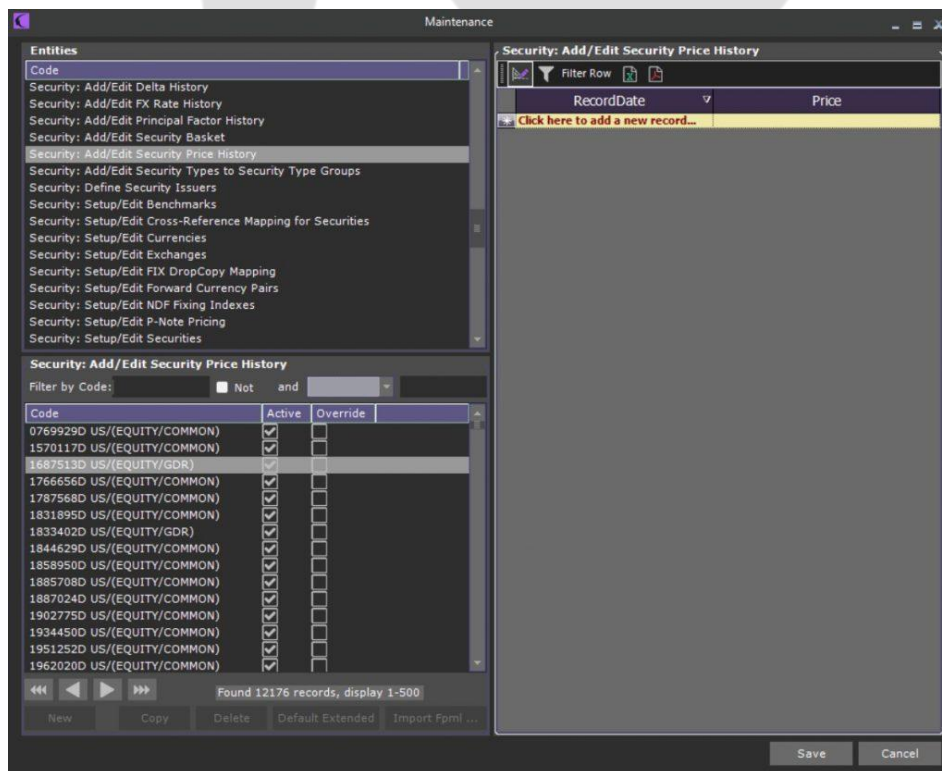


## Historical data (Prices and FXs)

### PRICE HISTORY

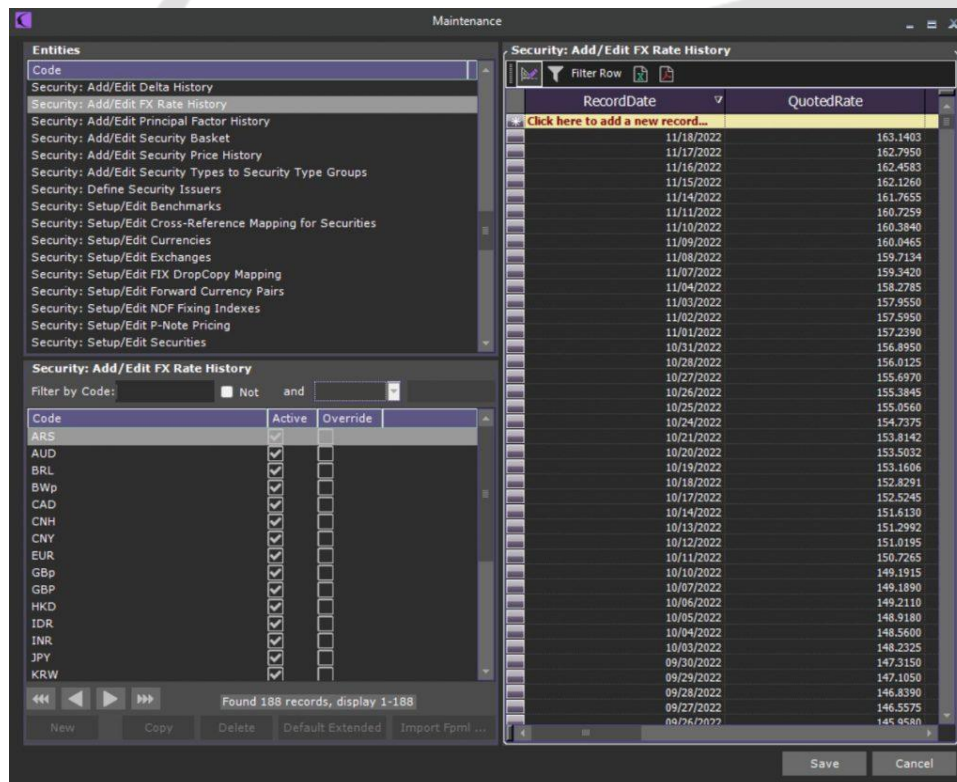
It allows to the user check-add-edit historical prices for a specific security.

1. Open Maintenance and click on **Security: Add/Edit Security Price History** entity.
2. Select the desired security.
3. Enter a price (Price) for a specific date (**RecordDate**) or edit an existing price.
4. Press on "Save" button to keep changes.



## FXRATEHISTORY

1. Click on Security: Add/Edit FX Rate History.



2. Select a Currency for which you want to enter FXRate.

3. Enter the FXRate (QuotedRate) for a specific date (RecordDate).

7. Save the changes.



## CONTACT US

Email: [support@athenasystems.com](mailto:support@athenasystems.com)

Website: [www.athenasystems.com](http://www.athenasystems.com)

### AMERICAS:

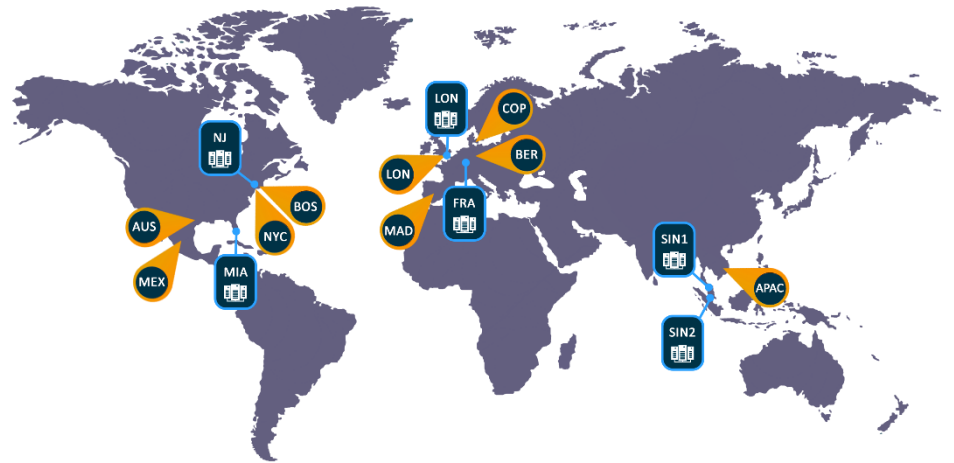
1411 Broadway, 16th Floor  
New York, New York 10018, USA

### UK, EUROPE & MIDDLE EAST:

Carrera de San Jerónimo, 17  
28014 Madrid, SPAIN

### APAC:

11 Doan Van Bo, 23<sup>rd</sup> Floor  
Ward 12, District 4, 700000, Ho Chi Minh City, VIETNAM



[Visit the Spark Help Portal](#)