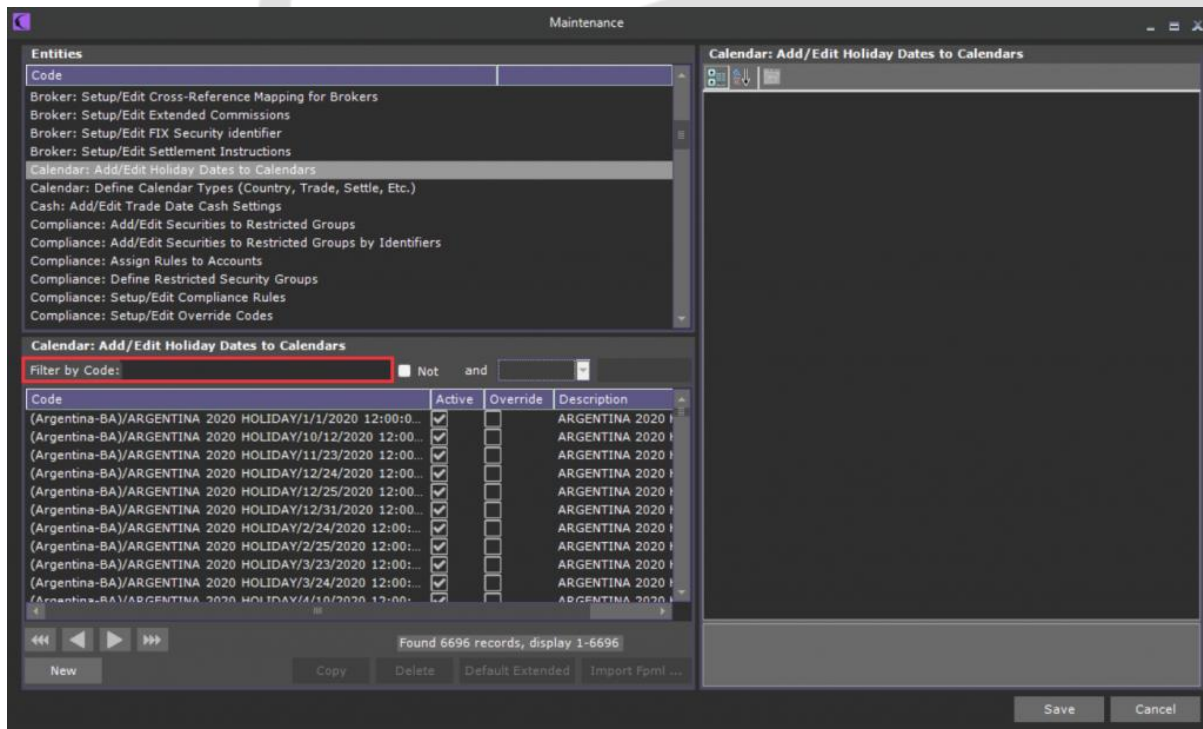


Filtering in Maintenance

All Maintenance entities include the following bar to filter by code.

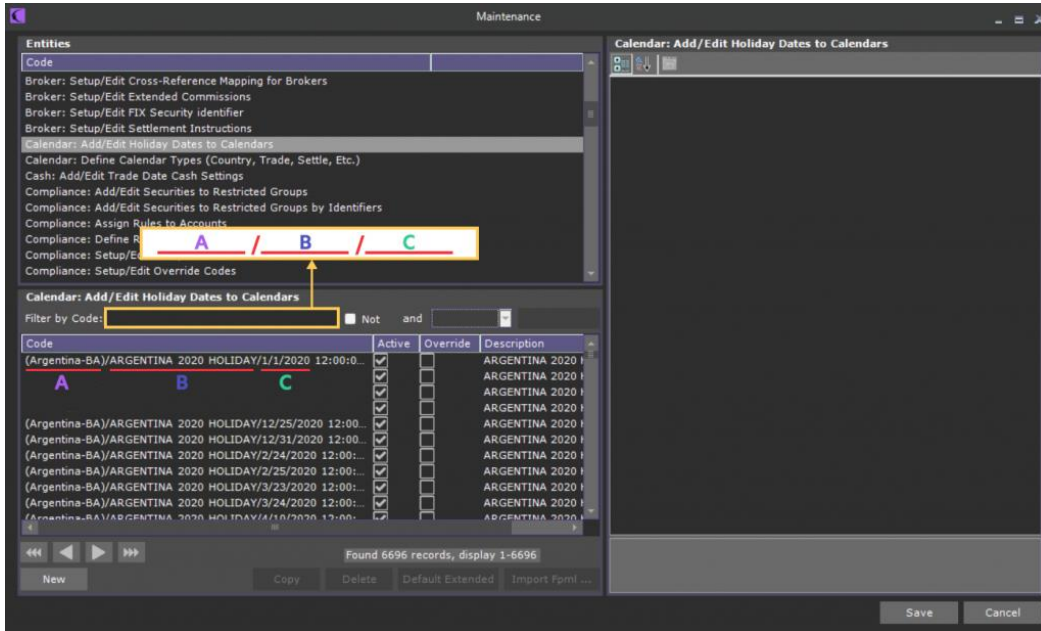


Depending on which entity, the code can be:

- A simple name (e.g. "CRYPTO" on Security: Setup/Edit Security Type Groups entity).
- A code composed by more than one field (e.g. "(Argentina-BA)/ARGENTINA 2020 HOLIDAY/1/1/2020" on Calendar: Add/Edit Holiday Dates to Calendars entity).

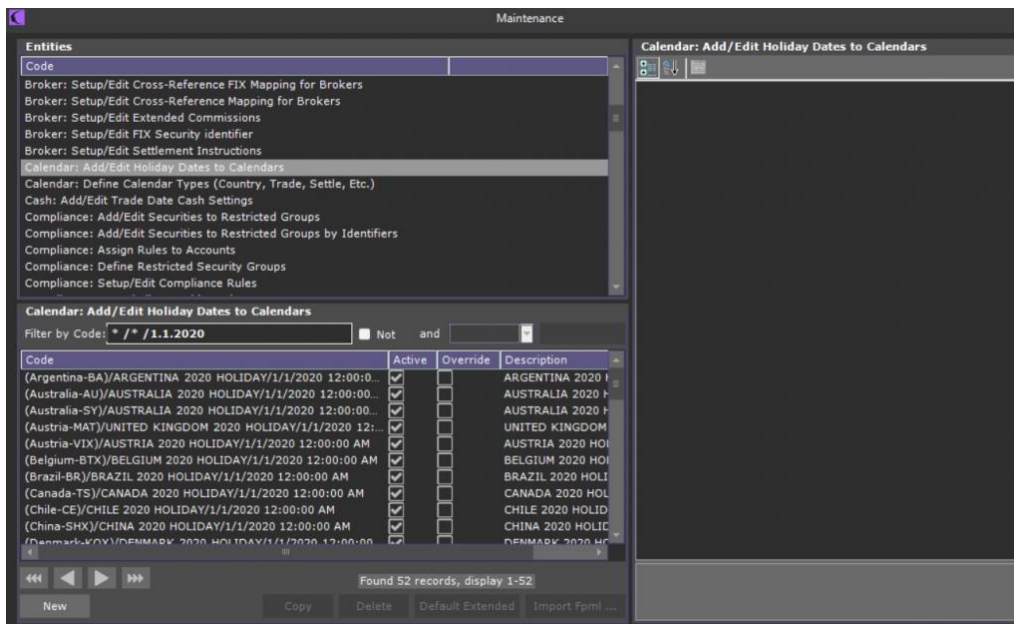
On this last example, we have an A/B/C structure, where:

- A=(Argentina-BA)
- B=ARGENTINA 2020 HOLIDAY
- C=1/1/2020



If, for instance, you wanted to filter by date in the screen above, you would have to write in the Filter by Code tab '* /* /DATE', where the first two '*' represent 'A' and 'B', which you can leave blank if you don't want to filter by those.

If we type '* /* /1.1.2020 - don't forget the space between '*' and '/' -, we are filtering only by date, and these are the results we get:





CONTACT US

Email: support@athenasystems.com

Website: www.athenasystems.com

AMERICAS:

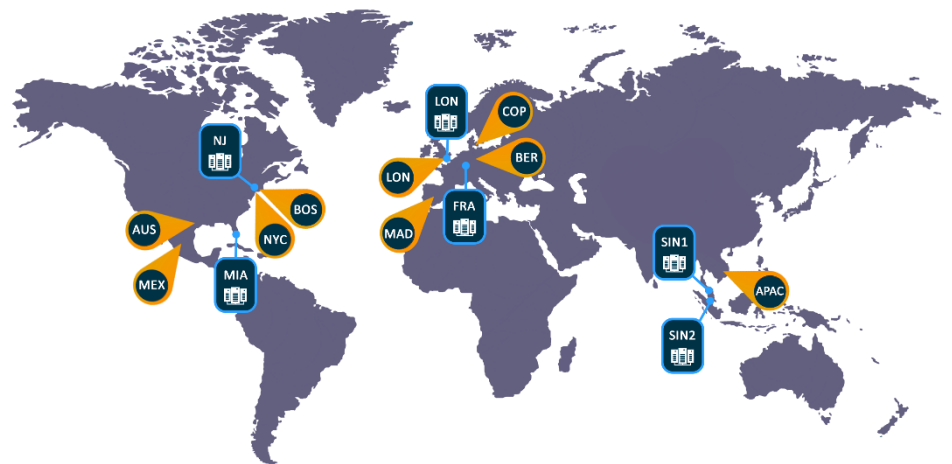
1411 Broadway, 16th Floor
New York, New York 10018, USA

UK, EUROPE & MIDDLE EAST:

Carrera de San Jerónimo, 17
28014 Madrid, SPAIN

APAC:

11 Doan Van Bo, 23rd Floor
Ward 12, District 4, 700000, Ho Chi Minh City, VIETNAM



[Visit the Spark Help Portal](#)