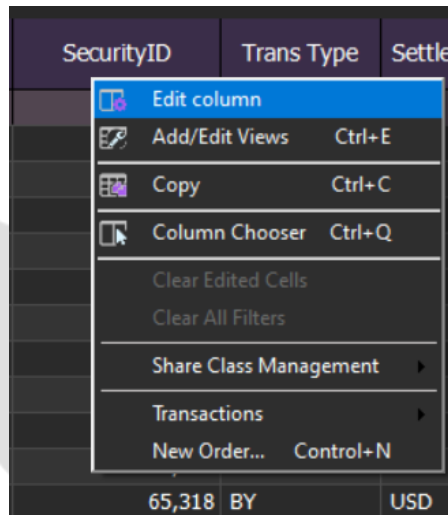
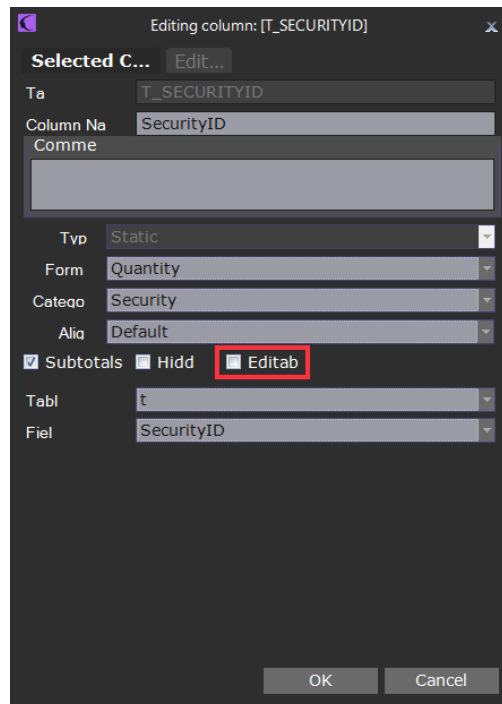


Setting editable columns

To make a column editable, right click on the header and select Edit Column.



Mark the Editable checkbox and press OK. This will make your column editable.



You will notice that your column is editable because it turns blue. Now you can click on any cell and edit it.

SecurityID [▲]	Trans Type	Settle Currency	Symb
6,403,090			
24,277	CS	HKD	5 HK
35,665	BY	USD	AAPL US
35,665	CS	USD	AAPL US
35,665	BY	USD	AAPL US
35,665	BY	USD	AAPL US
35,665	BY	USD	AAPL US
35,665	BY	USD	AAPL US
35,665	BY	USD	AAPL US
35,665	BY	USD	AAPL US
35,665	BY	USD	AAPL US
35,665	BY	USD	AAPL US
35,665	BY	USD	AAPL US
35,665	BY	USD	AAPL US
36,592	BY	USD	AMGN US
37,105	CS	USD	ASC US
37,399	CS	USD	AVAV US
37,549	BY	USD	AXP US
37,549	BY	USD	AXP US
37,613	BY	USD	BA US

Remember that editable columns' values remain local, and they are within your user, but not in the database. Only that specific column in your user environment will be editable. If other users from your company open the same report, they will not see the editions you just made but the data from the database.

This is a helpful tool for those cases in which you have a value in a column that affects other columns' values, and by editing it you can try different values to know how the results from the other columns would vary.



CONTACT US

Email: support@athenasystems.com

Website: www.athenasystems.com

AMERICAS:

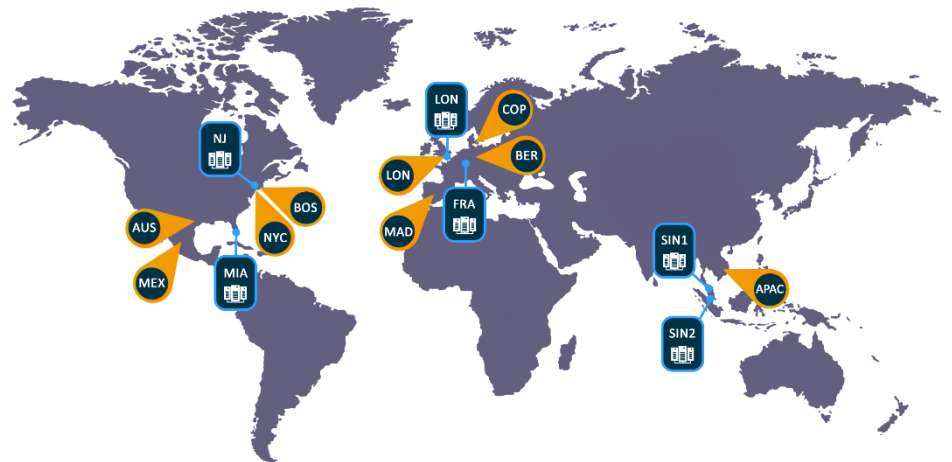
1411 Broadway, 16th Floor
New York, New York 10018, USA

UK, EUROPE & MIDDLE EAST:

Carrera de San Jerónimo, 17
28014 Madrid, SPAIN

APAC:

11 Doan Van Bo, 23rd Floor
Ward 12, District 4, 700000, Ho Chi Minh City, VIETNAM



[Visit the Spark Help Portal](#)