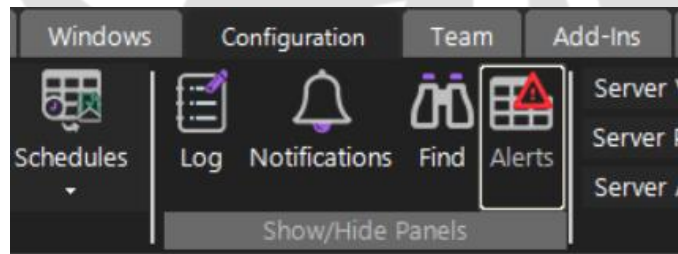


## Searching and deleting an alert

### SEARCHING AN ALERT

1. Go to Configuration tab.
2. Show/Hide Panels -> Click on Alerts.

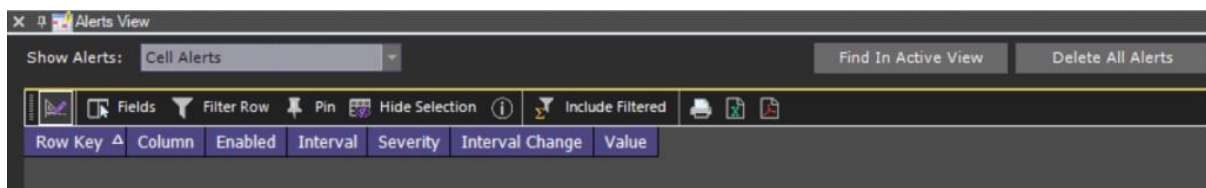


3. Now Alerts icon is selected.



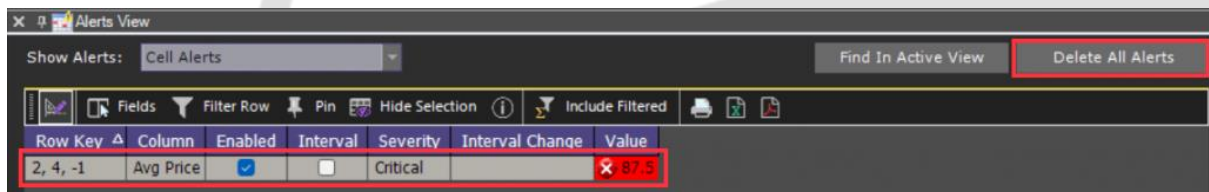
4. Alerts View is displayed at the bottom.
- 5.. Select one of the three options in Show Alerts.
  - Cell Alerts.
  - Summary Alerts.
  - Group Alerts.

6. Enter the expression of the alert.



## DELETING AN ALERT

1. When the alerts has being found select the alert.
2. Press on "Delete All Alerts".





## CONTACT US

Email: [support@athenasystems.com](mailto:support@athenasystems.com)

Website: [www.athenasystems.com](http://www.athenasystems.com)

### AMERICAS:

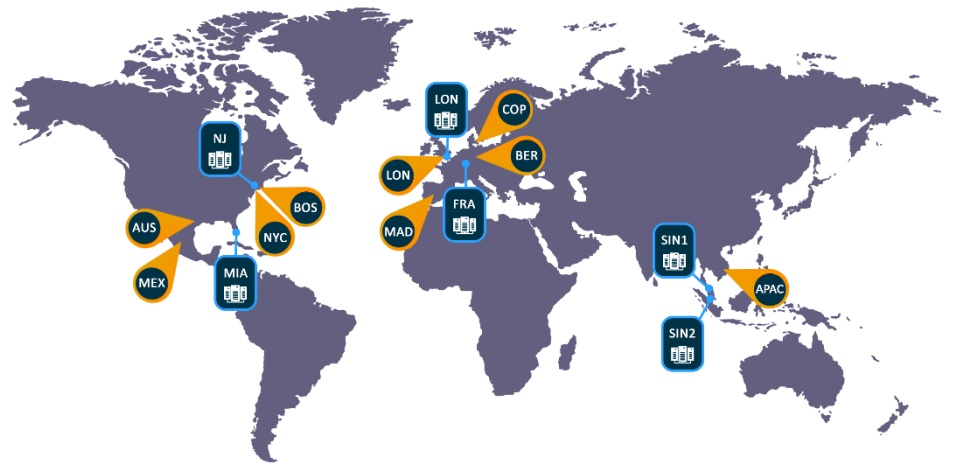
1411 Broadway, 16th Floor  
New York, New York 10018, USA

### UK, EUROPE & MIDDLE EAST:

Carrera de San Jerónimo, 17  
28014 Madrid, SPAIN

### APAC:

11 Doan Van Bo, 23<sup>rd</sup> Floor  
Ward 12, District 4, 700000, Ho Chi Minh City, VIETNAM



[Visit the Spark Help Portal](#)