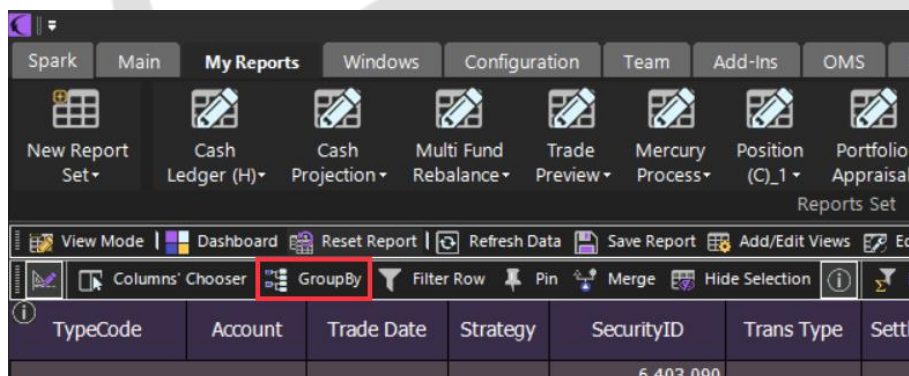


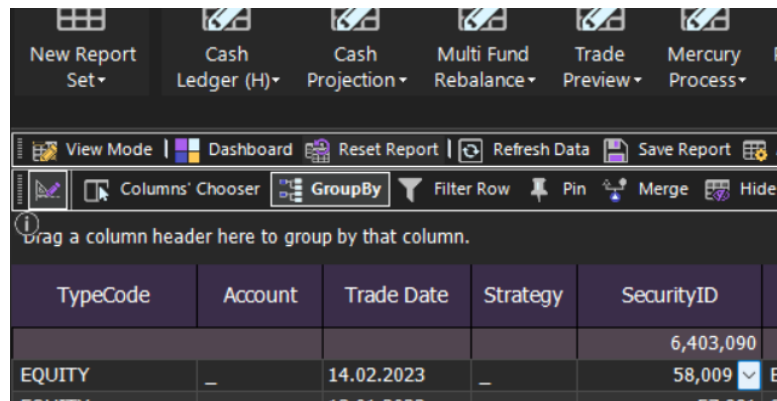
Grouping and subtotaling in a view

To Group by any column:

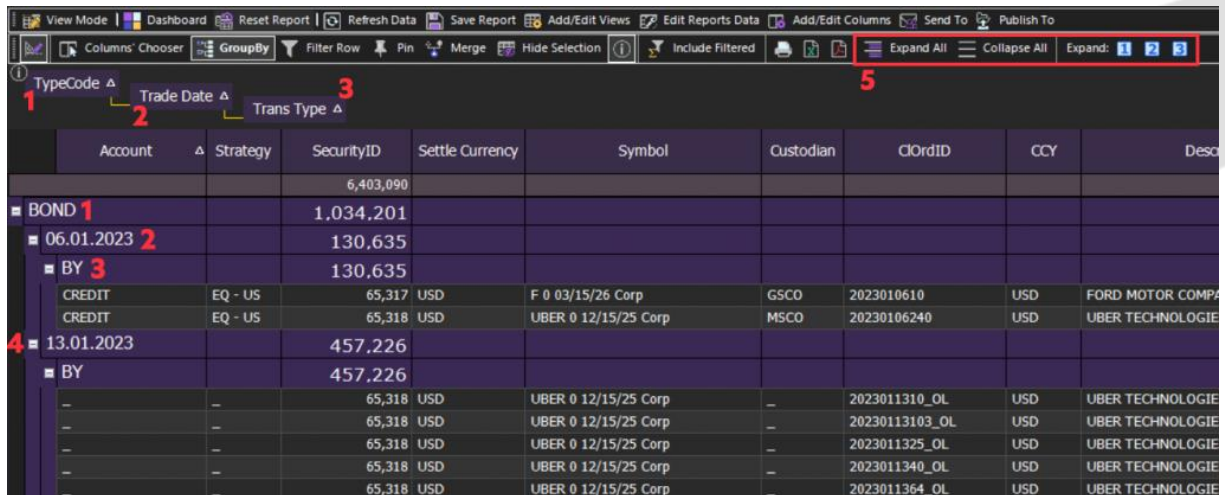
1. Click on GroupBy.



2. Grab the header of the column you want to group by and drop it in the space between the toolbar and the report.



3. You can keep adding headers, and they will act as subgroups. To open or close the subgroups, you can either click on the icon next to the titles (4) or use the expand and collapse tools (5).



Account	Strategy	SecurityID	Settle Currency	Symbol	Custodian	ClOrdID	CCY	Desc
		6,403,090						
BOND		1,034,201						
06.01.2023		130,635						
BY		130,635						
CREDIT	EQ - US	65,317	USD	F 0 03/15/26 Corp	GSCO	2023010610	USD	FORD MOTOR COMP
CREDIT	EQ - US	65,318	USD	UBER 0 12/15/25 Corp	MSCO	20230106240	USD	UBER TECHNOLOGIE
13.01.2023		457,226						
BY		457,226						
-	-	65,318	USD	UBER 0 12/15/25 Corp	-	2023011310_OL	USD	UBER TECHNOLOGIE
-	-	65,318	USD	UBER 0 12/15/25 Corp	-	20230113103_OL	USD	UBER TECHNOLOGIE
-	-	65,318	USD	UBER 0 12/15/25 Corp	-	2023011325_OL	USD	UBER TECHNOLOGIE
-	-	65,318	USD	UBER 0 12/15/25 Corp	-	2023011340_OL	USD	UBER TECHNOLOGIE
-	-	65,318	USD	UBER 0 12/15/25 Corp	-	2023011364_OL	USD	UBER TECHNOLOGIE

4. To stop grouping, click and drag each of the headers (1, 2, and 3) up until you see an 'X' on your mouse and release them. The subgroups will be removed. Once there are none, you can deactivate the GroupBy button.

Done? Check now how to interact with an aggregated view: [Interaction, Aggregation/Data Pivot](#).



CONTACT US

Email: support@athenasystems.com

Website: www.athenasystems.com

AMERICAS:

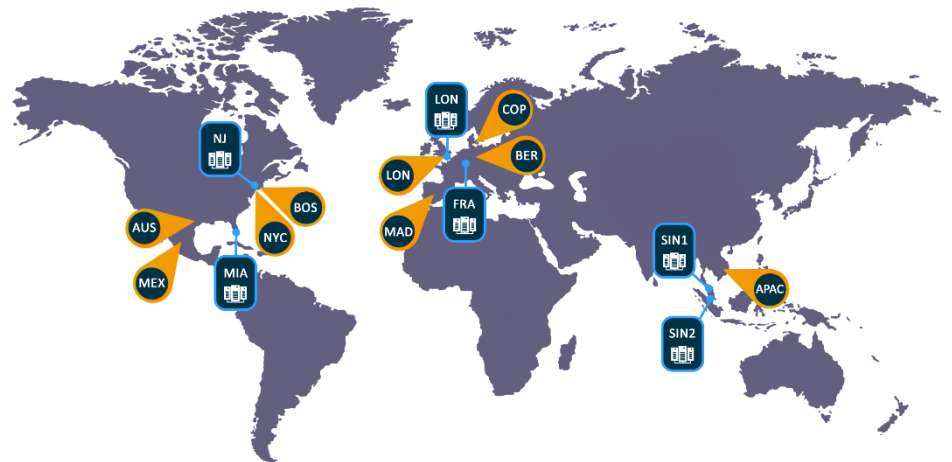
1411 Broadway, 16th Floor
New York, New York 10018, USA

UK, EUROPE & MIDDLE EAST:

Carrera de San Jerónimo, 17
28014 Madrid, SPAIN

APAC:

11 Doan Van Bo, 23rd Floor
Ward 12, District 4, 700000, Ho Chi Minh City, VIETNAM



[Visit the Spark Help Portal](#)