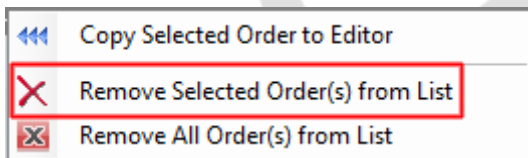
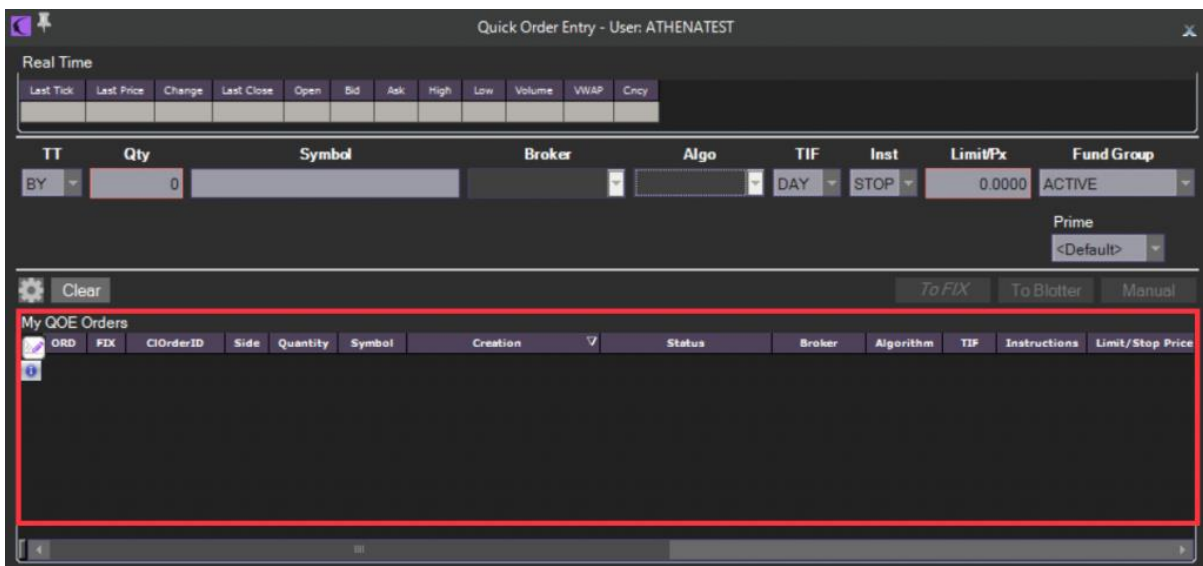
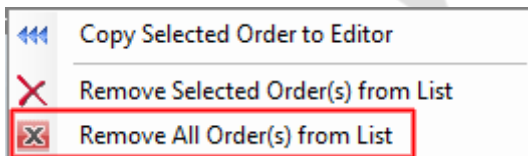


Delete order from my QOE orders

Select a transaction from My QOE Orders area within 'New Quick Order' and right click -> 'Remove Selected Order(s) from List'. To select more than one, left click on one order and Ctrl+Click on each of those others you want to remove as well.



If you want to remove all the orders, right click on an order and select 'Remove All Order(s) from List'.





CONTACT US

Email: support@athenasystems.com

Website: www.athenasystems.com

AMERICAS:

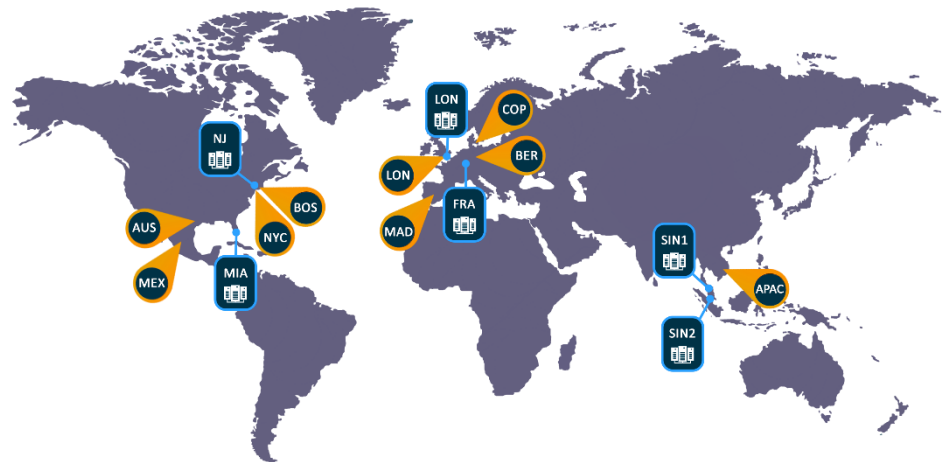
1411 Broadway, 16th Floor
New York, New York 10018, USA

UK, EUROPE & MIDDLE EAST:

Carrera de San Jerónimo, 17
28014 Madrid, SPAIN

APAC:

11 Doan Van Bo, 23rd Floor
Ward 12, District 4, 700000, Ho Chi Minh City, VIETNAM



[Visit the Spark Help Portal](#)