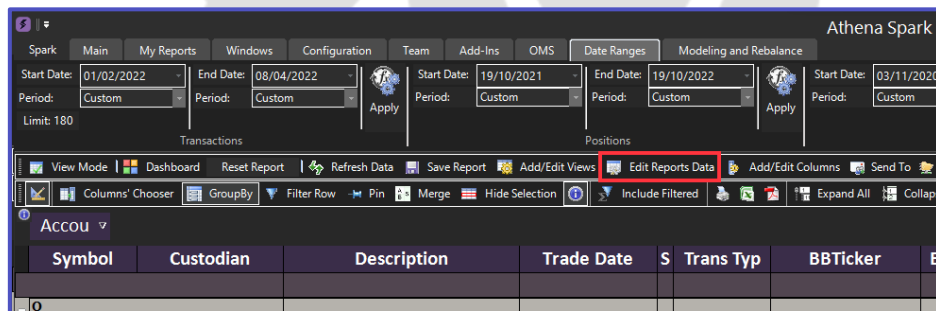
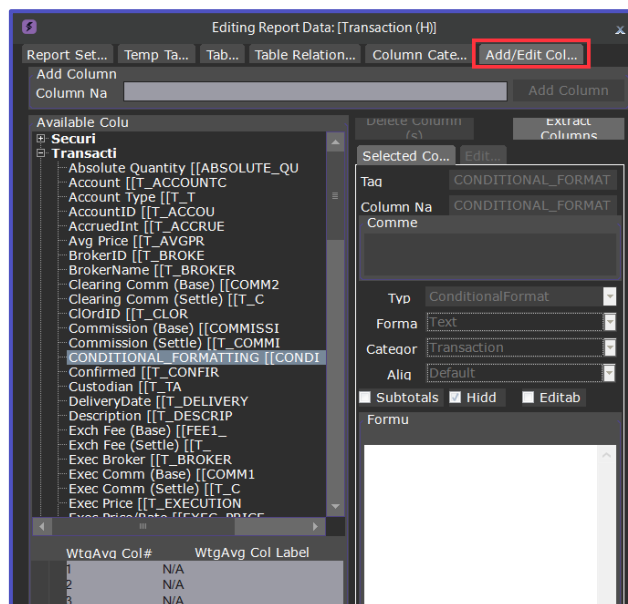


## How to add color rows in Spark

1. On 'My Reports' view, open the report you would like to change and click on 'Editing Report Data' button.



2. Open the tab 'Add/Edit Columns' and click on 'Add/Edit Columns'. On 'Available Columns', search the one called CONDITIONAL\_FORMATTING.



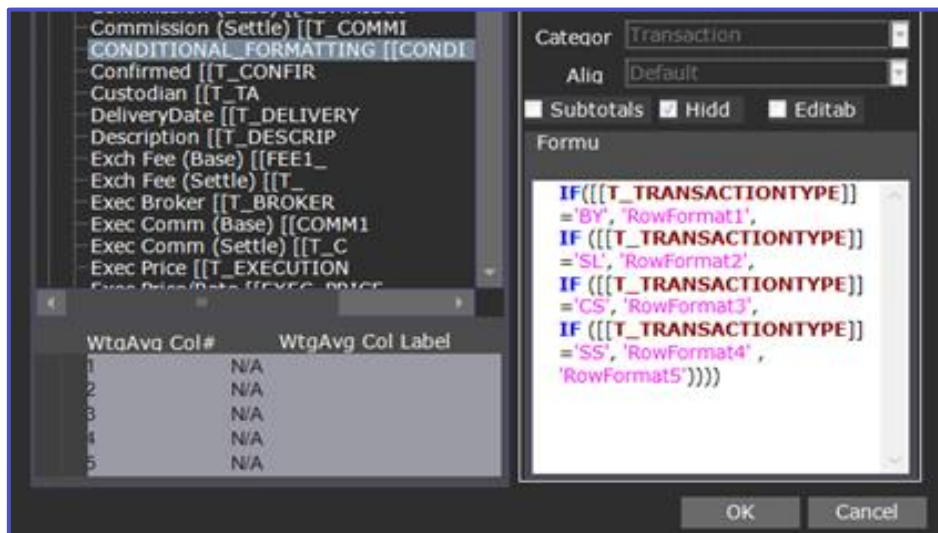
The formula should be placed in the blank space in the right column.

### Example

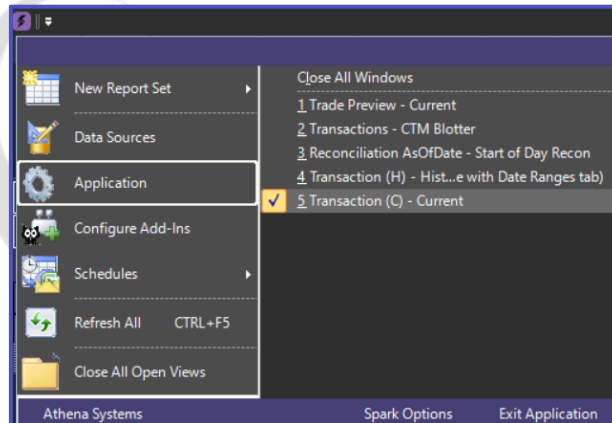
Adding the following formula will allow you to color code the rows by transaction type: BY, SL, CS, and SS.

The formula:

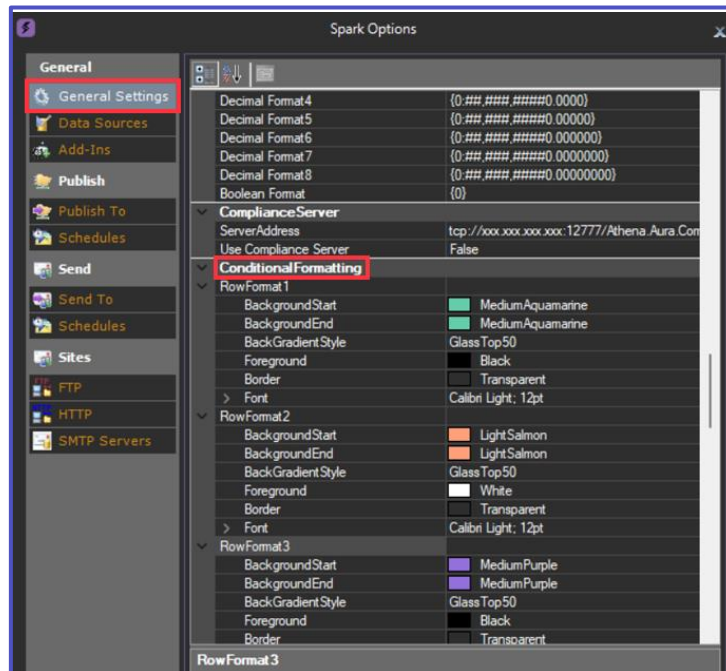
```
IF([[T_TRANSACTIONTYPE]]='BY', 'RowFormat1',
IF ([[T_TRANSACTIONTYPE]]='SL', 'RowFormat2',
IF ([[T_TRANSACTIONTYPE]]='CS', 'RowFormat3',
IF ([[T_TRANSACTIONTYPE]]='SS', 'RowFormat4' , 'RowFormat5'))))
```



3 . Now that we have added the formula, we click on Spark button and then 'Application'



4 . Click on 'General Settings' and scroll down until 'ConditionalFormatting'. There, you can edit the format of each transaction row. The submenus 'RowFormat1', 'RowFormat2', 'RowFormat3', and 'RowFormat4' attend to the format of the transactions stated in the previous formula.





Now we can add on each section the configuration that we wish. If we want a gradient color, we will set up different colors in 'BackgroundStart' and 'BackgroundEnd'. We will choose the same one in both if a flat color is what we want.

Now we can see the report with the colors that we chose!

The screenshot shows the Athena Spark software interface. The top menu bar includes Spark, Main, My Reports, Windows, Configuration, Team, Add-Ins, OMS, Date Ranges, and Modeling and Rebalance. Below the menu bar are several date range selection fields for Transactions, Positions, and Recon. A toolbar contains various report management actions like View Mode, Dashboard, Refresh Data, Save Report, Add/Edit Views, Edit Reports Data, Add/Edit Columns, Send To, and Publish To. The main area displays a table with columns: Symbol, Custodian, Description, Trade Date, S, Trans Typ, BBTicker, Exec Brok, Exec Pric, Confirme, and Tot. The table rows are color-coded with a gradient from purple to green. The bottom status bar shows: Reconciliation AsOfDate - Start of D, Trade Preview - Cu, Transactions - CTM, Transaction (C) - C, Transaction (H) - History (use with Date R).

Symbol	Custodian	Description	Trade Date	S	Trans Typ	BBTicker	Exec Brok	Exec Pric	Confirme	Tot
5 HK	BAML	HSBC Holdings plc	29.03.2022	2	CS	5 HK Equity	BAML	53,5000	<input type="checkbox"/>	
ALDVI FP	MSCO	Advicenne	15.02.2022	1	BY	ALDVI FP Equity	MSCO	7,2900	<input type="checkbox"/>	
CSCO US	MSCO	Cisco Systems, Inc.	06.04.2022	0	SL	CSCO US Equity	MSCO	54,3700	<input type="checkbox"/>	
BYFC US	MSCO	Broadway Financial Corp.	08.02.2022	0	SS	BYFC US Equity	MSCO	1,7400	<input type="checkbox"/>	
AVAV US	JPM	AeroVironment Inc.	15.02.2022	1	SS	AVAV US Equity	JPM	60,7600	<input type="checkbox"/>	
ETON US	JPM	Eton Pharmaceuticals Inc	15.02.2022	1	SS	ETON US Equity	JPM	3,8500	<input type="checkbox"/>	
MATIC FP	MSCO	21Shares AG	08.02.2022	0	BY	MATIC FP Equity	MSCO	20,4200	<input type="checkbox"/>	
GMTX US	JPM	Gemini Therapeutics Inc	29.03.2022	2	CS	GMTX US Equity	JPM	1,4500	<input type="checkbox"/>	
BYFC US	MSCO	Broadway Financial Corp.	15.03.2022	1	CS	BYFC US Equity	MSCO	1,4500	<input type="checkbox"/>	

If the problem persists, please contact [support@athenasystems.com](mailto:support@athenasystems.com), we are here to help you!



## CONTACT US

Email: [support@athenasystems.com](mailto:support@athenasystems.com)

Website: [www.athenasystems.com](http://www.athenasystems.com)

### AMERICAS:

1411 Broadway, 16th Floor  
New York, New York 10018, USA

### UK, EUROPE & MIDDLE EAST:

Carrera de San Jerónimo, 17  
28014 Madrid, SPAIN

### APAC:

11 Doan Van Bo, 23<sup>rd</sup> Floor  
Ward 12, District 4, 700000, Ho Chi Minh City, VIETNAM

